

EXPERIMENTAL INVESTIGATION AND VIBRATION-BASED CONDITION ANALYSIS FOR VARYING LOAD OF GEAR BOX WITH SPUR GEAR ARRANGEMENT TO INCREASE RELIABILITY

Saicharan Suryavanshi¹, Patil Rupesh J.², Jitendra Atmaram Hole³, Nilesh S. Navagale⁴

¹Research Scholar, Rajashri Shahu College of Engineering Tathwade, Pune-411033

saicharansuryavanshi@gmail.com

²rupesh1002001@yahoo.com

³Professor, Rajashri Shahu College of Engineering Tathwade, Pune-411033

jahole1974@gmail.com

⁴Ass.Prof, Rajashri Shahu College of Engineering Tathwade, Pune-411033

nnavagale_mech@jspmrscoe.edu.in

Received: 19/01/2025

Revised: 19/02/2026

Accepted: 25/03/2026

ABSTRACT:

For many industrial applications, the dependability of gearbox systems is essential, especially when spur gear combinations are involved. In order to increase the reliability of gearboxes, this study focuses on their experimental examination and vibration-based condition analysis under various load settings. Advanced signal processing techniques are used to collect and evaluate vibration data from a gearbox with spur gear arrangements by applying various load scenarios in a methodical manner. The goal of the study is to pinpoint distinctive vibration signatures connected to various operational loads and fault states. The findings show a significant relationship between load fluctuations and particular vibration patterns, which offers important information for the early identification of possible problems. These discoveries can be used to improve maintenance plans and stop unplanned malfunctions, which will extend gearbox lifespan and operating reliability.

This research contributes to the field of predictive maintenance and condition monitoring, offering practical solutions for improving the reliability of mechanical systems in industrial settings.

Keywords: Gearbox reliability, Spur gear arrangement, Vibration analysis, Condition monitoring, Load variation, Predictive maintenance, Signal processing, Fault detection, Mechanical systems, Industrial applications

GOALS OF THE STUDY

“The study explores the impact of tooth cracks on a gearbox's vibration response, aiming to detect gear failure early and reduce vibration rate under different load conditions. It uses a 2-D finite element method to estimate tooth damage severity and investigates variation in gear mesh stiffness.”

- Study on Tooth Crack Impact on Gearbox Vibration Response
- Investigates tooth crack's effect on spur gears' vibration.
- Determines vibration signal for early gear failure detection.
- Reduces vibration rate under different load conditions.
- Uses 2-D finite element method for tooth damage severity estimation.
- Investigates variation in gear mesh stiffness for tooth damage severity estimation.

INTRODUCTION

Vibration-based condition monitoring is a technique for assessing machine operation, but it's often impractical for gearbox systems due to restricted access and potential distortion. This study aims to examine the effects of transducer location and operating conditions on vibration signals in a gearbox transmission system, aiming to improve stock market trend prediction, policy formulation, and FinTech advancements.

Vibration-based condition monitoring is a recognized method for assessing whether or not a machine is in excellent working order. When doing condition monitoring on gearbox systems, it is sometimes impractical to measure vibrations at or near their origins.

Vibrations are often detected at a distance from the source due to limited access to the component. Furthermore, the gearbox produces vibration signals in numerous components at different loads and speeds. This method of taking vibration measurements is susceptible to severe distortion from external interference and signal transmission pathways. Therefore, distortion suppression is a major problem for remote measurement-based condition monitoring. It is advised that this study look at how the vibration signal on a typical gearbox transmission system is affected by the location of the transducer and operating conditions.

- Vibration-Based Condition Monitoring in Gearbox Systems
- Vibration-based condition monitoring identifies machine working order.
- Measurement of vibrations far from the source is often impractical due to restricted access.
- Gearbox creates vibration signals at different loads and speeds, skewing measurements.
- Distinction suppression is a major problem for distant measurement.
- Investigation of transducer placement and operating conditions on vibration signal is proposed to identify internal gearbox defects.

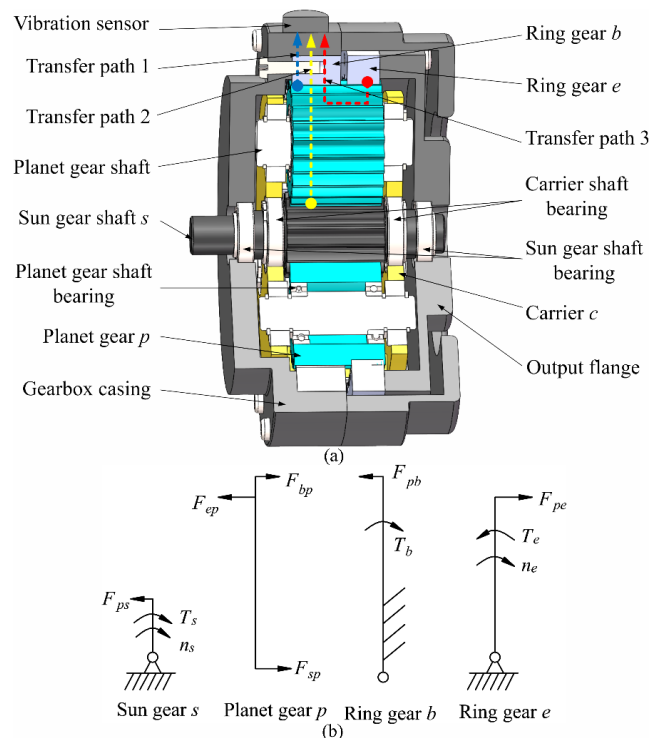


Figure1.1: Illustration of vibration-based condition analysis to be Researched

This study investigates the reliability of gearboxes with spur gear arrangements under varying load conditions. It aims to identify vibration signatures associated with different operational states and fault conditions. Advanced signal processing techniques are used to analyze vibration data, detecting early signs of wear or damage.

The insights can inform the development of predictive maintenance strategies, allowing for timely interventions before significant failures occur. This research contributes to the growing body of knowledge in condition monitoring and predictive maintenance, improving the durability and performance of mechanical systems in industrial settings.

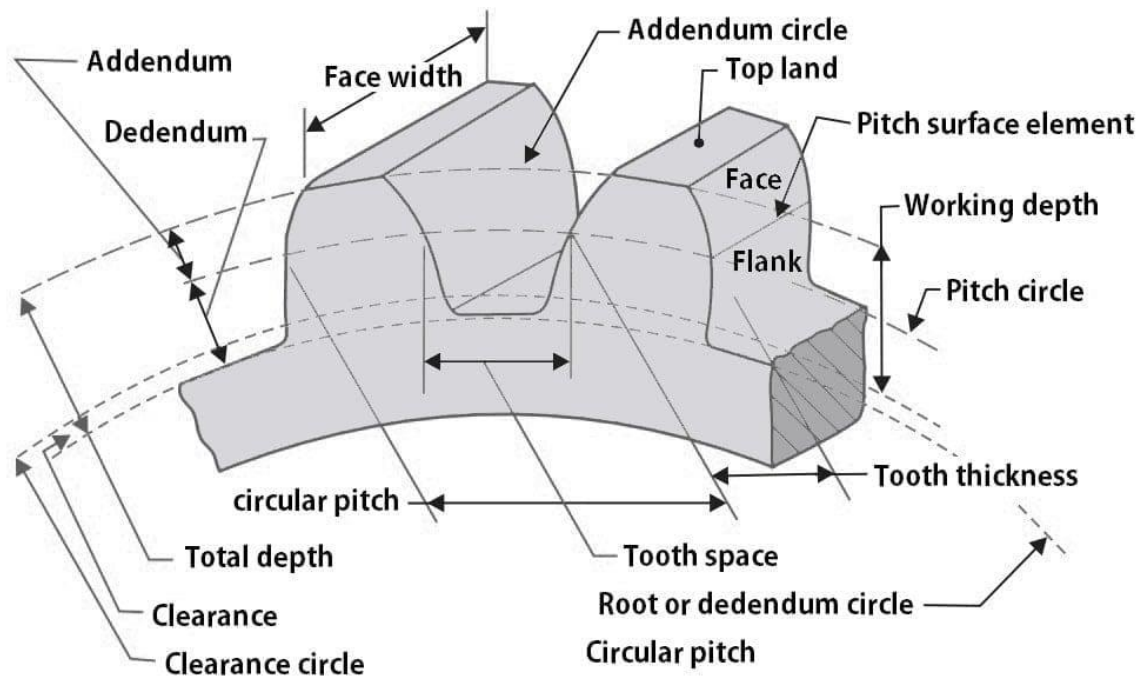


Figure1.2: Structure of Spur Gear

- Study on Gearboxes and Vibration-Based Maintenance
- Gearboxes crucial in industrial applications, especially spur gears.
- Reliability influenced by operating conditions, load variations.
- Traditional maintenance methods may not prevent sudden breakdowns.
- Experimental investigation and vibration-based condition analysis.
- Advanced signal processing techniques for early wear or damage detection.
- Findings inform predictive maintenance strategies.

REVIEW OF PAPER

1. “Different Faults in Gearbox and Vibration Base Diagnosis”, Dharmender Jangra, 2022.

According to the author, the paper briefly outlines different faults in the gearbox and vibration-based diagnosis techniques to identify them. The gear is used in various loads and environmental conditions, making it prone to degradation. The paper discusses different failures and their detection techniques. These methods are crucial for early detection and timely remediation of faults. The current work focuses on listing vibration-based techniques for fault detection.

2. “Condition Monitoring of Spur Gear Box based on Acoustic Emission Signal Analysis”, Vikas. G. N 1 et al.,2022.

In the author's view, acoustic emission (AE) stands out as a critical technique for monitoring the condition of rotating machinery, such as gearboxes, aimed at enhancing their performance. Alongside vibration analyses, AE is widely recognized for its effectiveness in detecting the initial stages of component degradation.

3 “Research on Vibration Reduction Characteristics of Continuum and Noncontinuous system”, Wangqiang Xiao et al.,2022.

According to the author, the paper briefly outlines how, based on particle damping, a gear dynamic model was established through the coupling of discrete element and finite element methods. The vibration of the gear was effectively reduced by integrating a particle damper into the gear system. The study combines theoretical analysis with experimental verification to investigate the influence of damping particle filling rates on the vibration reduction efficacy of the gearbox under various operational conditions.

4 “Investigation Of Wear Condition of Gearbox Using Various Condition Monitoring Techniques”, A. S. Kushwah1 et al.,2022.

According to the author, the paper briefly outlines the utilization of particle damping in establishing a dynamic gear model. The main objective of this paper is to investigate the detection of wear on gears using various techniques. It examines the formation of debris after multiple load cycles at different speeds and explores different detection methods to characterize gear morphology.

The primary causes of gear wear identified are variable loads and speeds. The paper intends to provide a detailed description of various detection methods for gear wear and proposes future research directions, such as implementing wear detection based on wear area and analyzing debris particle weight.

5. “A Study of Gear Noise and Vibration”, M. Åkerblom* And M. Pärssinen ,2021.

According to authors the influence of gear finishing methods and deviations on gearbox noise is investigated. Eleven test gear pairs, manufactured using three finishing methods and varying tooth modifications, were analyzed for surface finish and geometry. Transmission error, a key factor in gear noise, was predicted and measured using LDP software.

6. “A review on wind turbines gearbox fault diagnosis methods”, H. Gul, et al., 2021.

As the Author contends, this research paper delves into Wind energy, as a prominent renewable and clean energy source globally, has increasingly focused on fault diagnosis, particularly in its crucial component, the gearbox. The robustness of wind turbine gearboxes significantly impacts overall system performance. Comprising solar planetary and cylindrical components, these gearboxes are prone to various faults during operation, leading to substantial economic losses if not addressed promptly. The complex mechanical structure and unique operational demands contribute to a historically high failure rate. Hence, enhancing wind turbine gearbox reliability to minimize downtime and boost productivity is a pressing priority.

7. “Experimental Study on Spur Gear Vibration Characteristics under Various Loading Conditions”, Mohammad Izzat Akmal Bin Abdillah,2020

As the author aims to provide a systematic review of existing Gear faults, initially manifest as minor issues but can escalate, causing excessive system vibration and degrading overall performance, leading to unplanned downtime and repair costs. Early detection is crucial to mitigate these effects. This project focuses on studying the vibration characteristics of spur gears under faulty conditions to establish a correlation between gear faults and vibrations.

Using an experimental approach, aluminum spur gears are designed and fabricated, subjected to various loading conditions such as misalignment and bending moments. Continuous experimentation identifies fault development, analyzing frequency spectrum, RMS, and Peak-to-Peak vibration signatures. The results highlight distinct vibration patterns associated with different gear defects.

8. “Gearbox condition Monitoring Based on vibration Analysis Techniques Diagnostics and Prognostics”, Abdulrahman S. Sait Yahya I. Sharaf-Eldeen, 2020.

The author asserts, the approach in this research paper to the evolution of gearbox condition monitoring techniques over the past three decades, encompassing advancements in failure detection methods for rotating machinery and helicopter transmissions. It categorizes vibration analysis techniques, indicators, and parameters historically used in condition monitoring, emphasizing vibration-based damage detection approaches.

Each technique's effectiveness in detecting failures and damage in rotary equipment is critically examined and organized for improved clarity and recognition within the field of gearbox condition monitoring.

9. “Experimental investigations of surface wear assessment of spur gear”, Teeth Muniyappa et al.,2021.

The author approaches necessitate technological and organizational prerequisites along with prior knowledge of the industrial engineering domain. For the geared system operating in the presence of such surface failures, the load acts only over a finite region and contact stress tends to increase enormously in the contact area of the mating teeth surface.

The propagation of tooth damage causes instantaneous reduction in tooth stiffness. The vibration signal of gear transmission varies as the stiffness changes. Therefore, the connection between surface fatigue failure, stiffness and vibration signal are of significant importance in monitoring gear defects.

10. “Edge machine Learning-Enabled Predictive Fault Detection”, P. V. S. Anusha Et Al.,2024

Digital transformation is essential for industrial and manufacturing sectors, especially in conveyor belt systems. On the other hand, Innovative electronic components and software applications offer opportunities for advanced fault prediction, minimizing operational disruptions, reducing inefficiencies, and enhancing overall industrial efficiency.

Efficient conveyor belt systems are crucial for industrial operations, requiring early fault detection to prevent costly downtime and ensure safety. The utilization of embedded machine learning via the Edge Impulse platform enhances data collection and spectral feature extraction using wavelet approximation.

GOALS OF STUDY

The study investigates tooth cracks' impact on gearbox vibration response, aiming to detect gear failure early and reduce vibration rate under different load conditions. It uses a 2-D finite element method for tooth damage severity estimation and investigates gear mesh stiffness variation.

Aim of the Project: The study investigates tooth crack's impact on a gearbox's vibration response, aims to detect gear failure early, and reduces vibration rate under different load conditions. It also uses a 2-D finite element method to estimate tooth damage severity.

MOTIVATION

Enhancing Operational Reliability and Preventive Maintenance in Gearboxes

- Understanding the impact of varying loads on gearbox performance.
- Implementing vibration-based condition monitoring for early fault detection.
- Predicting failures and planning maintenance activities based on real-time data.
- Improving safety in critical applications like automotive and aerospace industries.
- Optimizing performance of gearboxes by analyzing vibration data under different load conditions.
- Promoting integration of advanced technologies like machine learning and IoT in condition monitoring.
- Contributing to mechanical engineering knowledge by providing empirical data.
- Establishing new industry standards for vibration-based condition monitoring and maintenance.

CHALLENGES

Challenges in Vibration Monitoring

- Complexity of Vibration Signals: Interpreting signals requires advanced signal processing techniques.
- Sensor Placement and Data Accuracy: Optimal sensor placement is crucial for accurate vibration data.
- Noise Interference: External noise and environmental factors complicate vibration data analysis.
- Load Variation Simulation: Simulating and controlling varying load conditions in a laboratory setting is challenging.
- Modeling and Analysis: Accurate models for analyzing stress and strain on gear teeth require complex calculations.
- Integration with Existing Systems: Handling large data volumes requires robust data management.

Problem Definition

Gearboxes with spur gear arrangements are crucial for power and motion transmission, but their performance and reliability can be significantly impacted by varying load conditions. Traditional maintenance practices often rely on scheduled inspections and reactive repairs, which may not prevent unexpected failures. Vibration-based condition monitoring offers a promising solution, but challenges include accurately interpreting complex data, dealing with noise interference, and integrating real-time monitoring systems. A comprehensive experimental investigation is needed to increase gearbox reliability, reduce downtime, and improve system safety and performance.

The core issue is to develop a robust and effective method for monitoring the condition of spur gear gearboxes under varying load conditions using vibration analysis.

This involves:

1. Identifying the characteristic vibration signatures associated with different types of gear faults.
2. Determining optimal sensor placement for accurate data acquisition.
3. Developing advanced signal processing techniques to isolate and identify fault signatures amidst noise.
4. Creating predictive maintenance strategies based on real-time vibration data to enhance the reliability of gearboxes.

METHODOLOGY OF THESIS

This research aims to investigate how tooth cracks affect the vibration response of a one-stage gearbox with spur gears. The evolution of tooth cracks will be reflected through changes in the total mesh stiffness of the gear system. A lumped parameter model will simulate the vibration response of the meshing gear pair, with the goal of identifying statistical performance indicators influenced by the presence of tooth cracks.

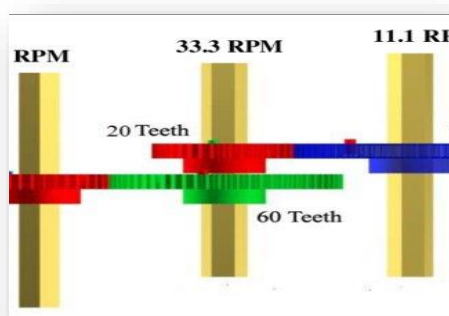


Figure1.3: Spur Gear Arrangements

1. Lumped Parameter Model Simulation

- Simulate the vibration response of the gear pair using a lumped parameter model.
- Analyze how the presence of a tooth crack alters the vibration characteristics and overall performance metrics.

2. 2D Finite Element Analysis

- Utilize a 2D finite element approach incorporating linear elastic fracture mechanics principles.
- Investigate crack propagation paths for gear pairs with varying contact ratios.
- Enhance precision in computing gear mesh stiffness critical for fault detection.

Experimental Investigation

- Develop a refined total potential energy model to experimentally validate the effects of increasing levels of deterioration and different contact ratios.
- Conduct a comparative study to assess changes in total effective gear mesh stiffness due to assumed straight-line versus proposed curved cracks.

Dynamic Gear Model

- Construct a 6-degree-of-freedom dynamic model with localized tooth problems.
- Include two shafts, a pair of spur gears, and inertias representing load and prime mover, along with bearings.
- Investigate impacts of time-varying mesh stiffness, damping, backlash, gear faults excitation, and profile variations experimentally.

Signal Processing

- Employ signal processing techniques, such as empirical mode decomposition (EMD), for non-stationary and nonlinear signal analysis.
- Process both simulated and real-world vibration signals to enhance understanding of gear failure early diagnosis.

Importance

Gears are critical components in sophisticated machinery, necessitating early diagnosis of potential failures for improved reliability. This research aims to advance the understanding of gear vibrations and contribute to early fault detection methodologies, enhancing overall system reliability in industrial applications.

- Insights into how tooth cracks influence gear vibration responses.
- Validation of numerical models through experimental data.
- Enhanced techniques for early diagnosis of gear faults using vibration analysis.

This comprehensive approach will contribute to the advancement of mechanical engineering knowledge and support the development of more reliable gear systems in various industrial sectors.

System Design and Modelling

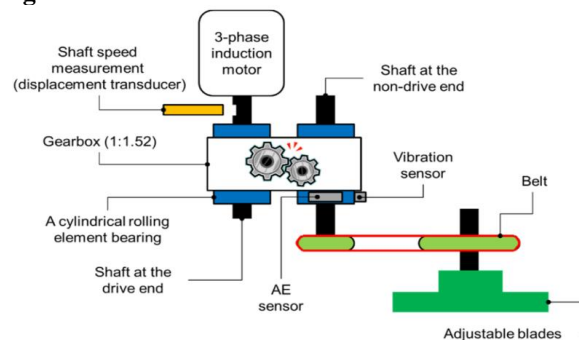


Figure1.4: Experimental testbed setup: (a) function block diagram

To perform a numerical analysis for an experimental investigation and vibration-based condition analysis of a gearbox with a spur gear arrangement under varying loads, we can follow these steps:

1. Define System Parameters:

Gear Specifications:

- Number of teeth (z)
- Module (m)
- Pressure angle (α)
- Gear material properties (Young's modulus, Poisson's ratio, density)

Load Conditions:

- Torque (T) applied to the gearbox
- Rotational speed (n)

Vibration Measurement Setup:

- Sensor placement
- Sampling frequency

2. Theoretical Calculations:

Gear Geometry:

- Pitch diameter (d) = $z * m$
- Base diameter (d_b) = $d * \cos(\alpha)$
- Addendum (a) = m
- Dedendum (b) = $1.25 * m$

Load Analysis:

- Tangential force (F_t) = $2 * T / d$
- Radial force (F_r) = $F_t * \tan(\alpha)$
- Resultant force (F_r) = $\sqrt{F_t^2 + F_r^2}$

3. Vibration Analysis:

Natural Frequencies:

- Calculate the natural frequencies of the gear system using finite element analysis (FEA) or analytical methods.

Forced Vibrations:

- Determine the excitation frequencies from the gear mesh frequency (GMF):
- $GMF = (\text{number of teeth}) * (\text{rotational speed}) / 60$

Damping:

- Assume a damping ratio (ζ) for the system.

2. Numerical Simulation:

- Use a software tool (such as MATLAB, ANSYS, or similar) to simulate the dynamic response of the gearbox under varying load conditions.
- Apply the calculated forces as input to the simulation model.
- Include damping effects in the simulation.

3. Experimental Setup:

- Gearbox Testing:
- Mount the gearbox on a test rig.
- Apply different load conditions.
- Measure the vibration response using accelerometers.
- Record the data for various load conditions.

4. Data Analysis:

- Analyze the vibration data using signal processing techniques (e.g., FFT).
- Compare the experimental results with the theoretical and numerical results.

Spur Gear Description

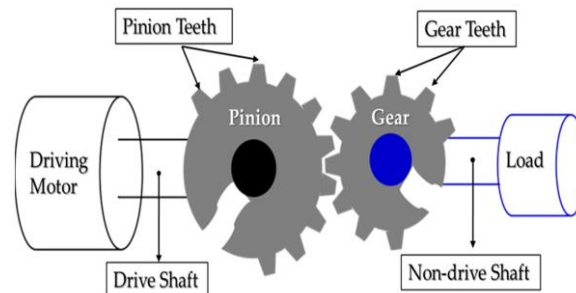
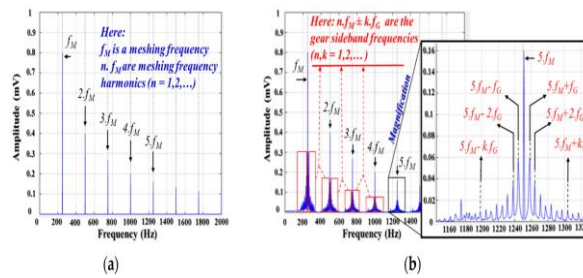


Figure1.5: The spur gearbox model.

Gear Design and Performance Characteristics

- Pitch Circle: An imaginary circle that rolls without slipping with the mating gear's pitch circle.
- Module: The ratio of pitch diameter to the number of teeth, a key parameter in gear design.
- Number of Teeth: Determines the gear ratio when paired with another gear.
- Pressure Angle: The angle between the line of action and the common tangent to the pitch circles of mating gears.
- Addendum and Dedendum: The radial distance from the pitch circle to the tooth top.
- Base Circle: Generates the involute tooth profile.
- Tooth Profiles: The most common tooth profile for spur gears, influenced by the pressure angle impact.
- Applications: Used in various industries.
- Manufacturing Processes: Common methods include hobbing, milling, and shaping.



The frequency spectrum of the gearbox vibration signal: (a) a healthy gearbox and (b) a faulty gearbox. [https://www.mdpi.com/1424-8220/20/11/3105]



Figure1.6: Following set of facility will be used in the above research work for experimental investigation and analysis.

The study investigates the impact of tooth cracks on vibration characteristics of one-stage spur gearboxes. It simulates tooth cracks, tests them under different load conditions, and analyses data using advanced signal processing techniques. The findings can improve fault detection and maintenance strategies in mechanical systems.

- To investigate the vibration spectra of common faults, learn fault signatures and validate rules.
- To analyze condition monitoring and predictive maintenance of gear system.
- To learn resonance, variable speed, gearbox, and belt drive diagnostics.
- To determine vibration transmission path and perform root cause analysis.
- To study correlation among vibration, motor current, and noise spectra.
- To model rotor dynamics and its effects on fault signatures.
- To validate balancing procedures above and below the first critical resonance.
- To study reciprocating mechanisms for signal processing techniques, variable speed/load effects.
- For operating deflection shape and modal analysis

Expected Outcomes

A study on gearbox vibration under varying load conditions has revealed significant variations in vibration responses. Changes in torque, speed, and operating conditions directly influence vibration characteristics, affecting gearbox health and performance.

Vibration-based condition monitoring was found effective in detecting and analyzing gearbox faults, including tooth cracks and wear. Comparative analyses between baseline and cracked gear conditions validated the experimental approach, emphasizing the importance of real-time fault detection. The study also highlighted the practical benefits of implementing vibration-based condition monitoring systems, such as early fault detection and targeted maintenance interventions. Future research could focus on refining predictive models, integrating machine learning algorithms, and exploring IoT technologies.

Experimental Investigation on Gearbox Reliability Enhancement

- Study reveals variations in gearbox vibration responses under different load conditions.
- Changes in torque, speed, and operating conditions influence vibration characteristics.
- Vibration-based condition monitoring effectively detects and analyses gearbox faults.
- Advanced signal processing methods facilitate fault signature identification.
- Comparative analyses validate experimental approach.
- Future research could refine predictive models, integrate machine learning algorithms, and expand experimental validations.

REFERENCES

1. "Different Faults in Gearbox and Vibration Base Diagnosis", Dharmender Jangra, 2022.
2. "Condition Monitoring of Spur Gear Box based on Acoustic Emission Signal Analysis", Vikas. G. N 1 et al.,2022.
3. "Research on Vibration Reduction Characteristics of Continuum and Non-continuum system", Wangqiang Xiao et al.,2022.
4. "Investigation Of Wear Condition of Gearbox Using Various Condition Monitoring Techniques", A. S. Kushwah1 et al.,2022.
5. "Wind Turbine Gearbox Condition Monitoring Round Robin Study" S. Sheng,2012.
6. "A Study of Gear Noise and Vibration", M. Åkerblom* And M. Pärssinen ,2021.
7. Gear Test Rig", A. P. Arun et al.,2019.
8. "Investigation of Gearbox Vibration Transmission Paths on Gear Condition Indicator Performance", Paula J. Dempsey et al.,2013.
9. "Experimental Study on the Pitting Detection Capabilities for Spur Gears", M. Grzeszkowski et al.,2019.
10. "Dynamic Analysis of Wind Turbine Planetary Gears Using an Extended Harmonic Balance Approach Preprint" Y. Guo et al., 2018.
11. "A review on wind turbines gearbox fault diagnosis methods", H. Gu1 et al., 2021.
12. "An Experimental Investigation of the Influence of the Lubricant Viscosity and Additives on Gear Wear", Timothy L. Krantz et al.,2018
13. "Experimental Study on Spur Gear Vibration Characteristics under Various Loading Conditions", Mohammad Izzat Akmal Bin Abdillah,2020
14. "Gearbox condition Monitoring Based on vibration Analysis Techniques Diagnostics and Prognostics", Abdulrahman S. Sait Yahya I. Sharaf-Eldeen, 2020.
15. "Experimental investigations of surface wear assessment of spur gear", Teeth Muniyappa et al.,2021.
16. "Edge machine Learning-Enabled Predictive Fault Detection", P.V.S. Anusha Et Al.,2024
17. "A Review of Vibration-Based Techniques for Helicopter Transmission Diagnostics," Samuel, Paul D et al., 2014.
18. "Application of Vibration Signal Analysis Techniques to Signal Monitoring," Swansson, N.S, 2019.
19. "Probability and Statistics for Engineering," Zakrajsek, J.J 2021.
20. "A Review Paper on Design and Analysis of Gearbox Casing Yogesh", V. Patil et al., 2019.
21. Research on gearbox dynamic design methodology based on modal optimization" Zheng Li, et al., 2019.
22. "A Review on Design and Development of Four Speed Gear Box Sourabh S. Khanawale, 2019

23. "A Review Paper on Design and Analysis of Gearbox Casing's. V. Karanjkar, 2020
24. "Three-dimensional (3D) synthetic printing for the manufacture of non-biodegradable models, tools and implants used in surgery: a review of current methods" Benjamin Kirby, Jeffrey M. Kenkel, et al ., 2020
25. "design and development of two speed gear box for agro machinery" Mr. Pranit Rajendra Magdum, et al ., 2020
26. "Experimental Investigation of Ball Bearing for Vibration Analysis" Sunil Pondkule, et al, 2022
27. "Machining of titanium alloys for medical application - a review Anto'nio Festas" et al., 2021
28. "A low-cost machinability approach to accelerate titanium alloy development", Chris Dredge, et al., 2021
29. "Analysis and Experimental Investigation of Vibration Characteristics of Rotary Platform of Hydraulic Excavator under Complex Working Conditions" Tinghao Li, et al, 2021
30. "Design analysis and fabrication of automotive transmission gearbox using hollow gears for weight reduction", S. Madhan Kumar, et al., 2021
31. "Automation of gearbox design", Marius Fürst, et al., 2021
32. "Study Project on Vibration Analysis of Spur Gear Box", Sandhya R, et al., 2021
33. "Condition Monitoring of Spur Gear Box based on Acoustic Emission Signal Analysis", Vikas. G. N, et al., 2021
34. "A Review on Different Faults in Gearbox and Vibration Based Diagnosis", Dharmender Jangra , et al ., 2022
35. "Experimental Investigation to Predict Tool Wear and Vibration Displacement in Turning – A Base for Tool Condition Monitoring", M praash babu, et al., 2022
36. "Automation of gearbox design", Marius Fürst, et al., 2022
37. "Experimental Investigation of Ball Bearing for Vibration Analysis", Sunil Pondkule, Sachin Bhosle, et al., 2022